



INFEED HOPPERS


Infeed Hopper is fed via a front end loader or excavator. The hopper is a Heavy-Duty design can handle rock, sand, glass, C+D and C+I material without a problem. Heavy-Duty conveyor mounted underneath that sets the feed rate. The top sections of our Hoppers are removable, to ensure ease of maintenance. Hoppers can be lined in a high resistance wear plates which are bolted to the main body.



- > Custom design around existing plant or new equipment
- > Customised design around existing plant or new equipment
- > Replaceable wear linings for impacted and abrasive material
- > With or without access platform
- > Grizzly Bars
- > Steel frame is certified in accordance with Australian Standards
– AS-4100
- > Can be painted or Hot dipped galvanized depending on size
- > Made in Australia



INFEEED HOPPER WITH GRIZZLY BARS



GRIZZLY BARS CROPPED VIEW

WEAR PLATE DETAILS

